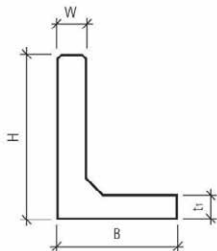
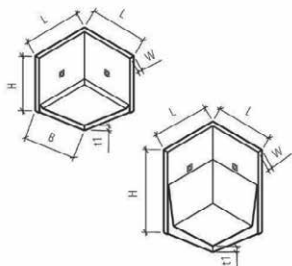
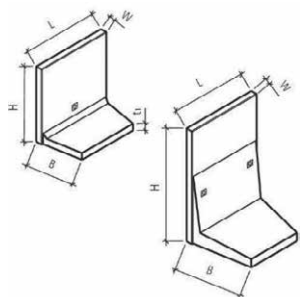


# Winkelplatten Wandstärke 9 cm / 12 cm



Artikel-Nr.	L cm	B cm	H cm	W cm	t1/ cm	kg/ Stk.	CHF/ Stk.
<b>ROZTEC MIDI, bewehrt, gefast, grau, glatt</b>							
<i>Normalelemente, inkl. Versetzschlaufen</i>							
35202000122	50	30	30	9	9	52	▲ 81.50
35202000322	100	30	30	9	9	108	▲ 137.00
35202000422	200	30	30	9	9	222	▲ 240.00
35202000522	50	30	50	9	9	73	▲ 99.50
35202000622	100	30	50	9	9	152	▲ 150.00
35202000722	200	30	50	9	9	304	▲ 266.00
35202000822	50	45	75	9	9	114	▲ 117.00
35202000922	100	45	75	9	9	230	▲ 188.00
35202001022	200	45	75	9	9	469	▲ 338.00
35202001122	50	60	100	9	9	154	▲ 162.00
35202001222	100	60	100	9	9	315	▲ 262.00
35202001322	200	60	100	9	9	645	▲ 469.00
35202001422	50	75	125	9-18	13-18	258	▲ 197.00
35202001522	100	75	125	9-18	13-18	557	▲ 326.00
35202001622	200	75	125	9-18	13-18	1159	▲ 595.00
35202001722	50	85	150	9-18	11-18	292	▲ 293.00
35202001822	100	85	150	9-18	11-18	631	▲ 457.00
35202001922	200	85	150	9-18	11-18	1324	▲ 835.00
35202003322	50	105	175	9-18	11-18	321	▲ 328.00
35202003422	100	105	175	9-18	9-18	714	▲ 540.00
35202003522	200	105	175	9-18	9-18	1490	▲ 970.00
<i>Eckelemente 1-teilig 90°, inkl. Versetzschlaufen</i>							
35202002322	50	43	30	9	9	90	▲ 250.00
35202002422	50	43	50	9	9	136	▲ 326.00
35202002522	50	43	75	9	9	174	▲ 389.00
35202002622	100	85	100	9	9	560	▲ 540.00
35202002722	100	85	125	9-18	13-18	933	▲ 610.00
35202002822	100	85	150	9-18	11-18	1042	▲ 915.00
35202002922	100	85	175	9-18	9-18	1130	▲ 995.00

Artikel-Nr.	L cm	B cm	H cm	W cm	t1/ cm	kg/ Stk.	CHF/ Stk.
<b>TRIPLA, bewehrt, gefast, grau, glatt</b>							
<i>Normalelemente, inkl. Versetzhülsen</i>							
35200800276	100	30	40	12	10	155	▲ 149.00
35200800576	100	40	55	12	10	205	▲ 166.00
35200800976	100	40	70	12	10	265	▲ 205.00
35200801376	98	60	95	12	10	470	▲ 287.00
35200801176	100	75	120	12	10	590	▲ 358.00

Eckelemente und weitere Formate auf Anfrage.