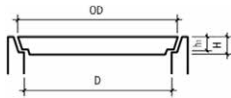
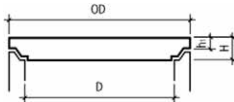



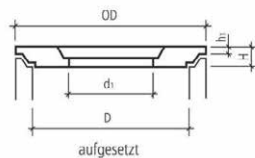
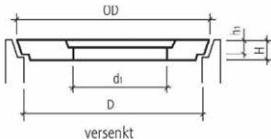
# Betondeckel voll / Betondeckel mit Kontrollöffnung, Schachtrahmen



Artikel-Nr.	D cm	OD cm	h1 cm	RL to	kg/ Stk.		CHF/ Stk.
<b>Betondeckel begehbar</b>							<b>6NBR3</b>
<b>voll, versenkt, BK A 15</b>							
1510.020000	20	23	2.7	0.5	3	▲	<b>39.90</b>
1510.025000	25	28	2.8	0.5	5	▲	<b>41.20</b>
1510.030000	30	34	3.2	0.5	8	■	<b>47.20</b>
1510.040000	40	45	3.1	0.5	13	■	<b>59.50</b>
1510.050000	50	56	3.4	0.5	23	■	<b>83.00</b>
1510.060000	60	66	3.5	0.5	40	■	<b>109.00</b>
1510.070000	70	77	4.7	0.5	58	▲	<b>132.00</b>
1510.080000	80	87	3.6	0.5	73	■	<b>173.00</b>
1510.100000	100	109	3.6	0.5	120	▲	<b>216.00</b>
1510.125000	125	136	4.2	0.5	240	▲	<b>302.00</b>



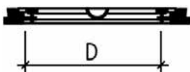
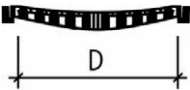
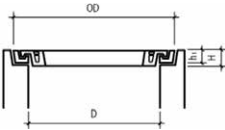
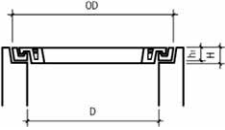

Artikel-Nr.	D cm	OD cm	h1 cm	RL to	kg/ Stk.		CHF/ Stk.
<b>Betondeckel befahrbar</b>							<b>6NBR3</b>
<b>voll, aufgesetzt, BK B 125</b>							
1550.030500	30	38	3.0	5	24	■	<b>98.50</b>
1550.040500	40	50	3.7	5	42	■	<b>134.00</b>
1550.050500	50	62	4.3	5	75	■	<b>199.00</b>
1550.060500	60	73	4.6	5	95	■	<b>206.00</b>
1550.070500	70	84	7.0	5	135	▲	<b>285.00</b>
1550.080500	80	96	6.5	5	182	▲	<b>335.00</b>
1550.100500	100	120	6.3	5	300	▲	<b>491.00</b>
1550.125500	125	145	6.5	5	345	▲	<b>715.00</b>



Artikel-Nr.	D cm	d1 cm	OD cm	h1 cm	kg/ Stk.		CHF/ Stk.
<b>Betondeckel mit Kontrollöffnung</b>							<b>6NBR3</b>
<b>exzentrisch, versenkt, begehbar, BK A 15</b>							
1481.100600	100	60	109	3.8	140	▲	<b>223.00</b>
1481.125600	125	60	137	4	200	▲	<b>303.00</b>
<b>zentrisch, versenkt, begehbar, BK A 15</b>							
1481.080601	80	60	87	3.8	75	▲	<b>174.00</b>
1481.100601	100	60	109	3.8	140	▲	<b>217.00</b>
1481.125601	125	60	137	4.2	200	▲	<b>303.00</b>
<b>exzentrisch, aufgesetzt, befahrbar, BK B 125</b>							
1485.100600	100	60	120	10	251	▲	<b>490.00</b>
1485.125600	125	60	145	10	426	▲	<b>725.00</b>
1485.150600	150	60	170	10	650	▲	<b>1020.00</b>
1485.200600	200	60	220	12	1220	▲	<b>1490.00</b>
<b>zentrisch, aufgesetzt, befahrbar, BK B 125</b>							
1485.080600	80	60	96	6	150	▲	<b>335.00</b>

Weitere Abmessungen auf Anfrage.

# BEGU-Deckel, Gussdeckel



Artikel-Nr.	D cm	OD cm	h1 cm	RL to	kg/ Stk.	CHF/ Stk.
<b>BEGU-Deckel voll 1 To.</b>						<b>6NBR3</b>
<b>mit Geruchsverschluss, inkl. Gussring, BK A 15</b>						
1571.500003	50	54	3.5	1	35	172.00
1571.600003	60	64	3.6	1	42	203.00
1571.700003	70	75	4	1	65	297.00

Artikel-Nr.	D cm	OD cm	h1 cm	RL to	kg/ Stk.	CHF/ Stk.
<b>BEGU-Deckel voll 3 To.</b>						<b>6NBR3</b>
<b>mit Geruchsverschluss, inkl. Gussring, BK B 125</b>						
1573.500005	50	55	3.5	3	30	239.00
1573.600005	60	64	3.6	3	44	257.00
1573.700005	70	75	3.8	3	70	384.00
1573.800005	80	85	4.0	3	102	484.00

Artikel-Nr.	D cm	OD cm	h1 cm	RL to	kg/ Stk.	CHF/ Stk.
<b>BEGU-Deckel voll 7.5 To.</b>						<b>6NBR3</b>
<b>mit Geruchsverschluss, inkl. Gussring, BK C 250</b>						
1578.600010	60	65	4.0	7.5	55	342.00
1578.700010	70	75	3.8	7.5	87	482.00
1578.800010	80	87	4.0	7.5	150	640.00

Artikel-Nr.	D cm	OD cm	h1 cm	RL to	kg/ Stk.	CHF/ Stk.
<b>Gussdeckel gelocht, 1 To.</b>						<b>6GUSS</b>
<b>inkl. Gussrahmen, BK A 15</b>						
1601.302805	30	34	2.8	1	8	123.00
1601.402805	40	45	3.2	1	19	179.00
1601.502805	50	55	3.8	1	33	223.00
1601.602805	60	66	3.8	1	43	251.00

Artikel-Nr.	D cm	OD cm	h1 cm	RL to	kg/ Stk.	CHF/ Stk.
<b>Gussdeckel gelocht, 5 To.</b>						<b>6GUSS</b>
<b>inkl. Gussrahmen, BK B 125</b>						
1605.302815	30	34	2.8	5	10	169.00
1605.402815	40	45	3.2	5	26	212.00
1605.502815	50	55	3.8	5	38	322.00
1605.602815	60	66	3.8	5	58	365.00
1605.802815	80	87	4	5	132	940.00

Artikel-Nr.	D cm	OD cm	h1 cm	RL to	kg/ Stk.	CHF/ Stk.
<b>Gussdeckel voll, 1 To. / 5 To.</b>						<b>6GUSS</b>
1621						Auf Anfrage